

Help-Healing & Hope

Fire Cleanup Ash Out

Cleaning property following fire

Appendices

Fire Recovery/Ash Out Unit Equipment List (Including Chain Saw)

Utility trailer (with shelves & storage racks)	2 3/8" steel cable chains, hooks on both ends
Pop up awning	2 1/4 " by 25' chain with hooks
Complete trauma first aid kit	100' static 3/4" nylon rope
1 case paper towels	1 propane cutting torch with 2 propane & 2 oxygen tanks. (acetylene as option)
8 cases – n95 masks with breathing valve	Shunt block
24 heavy-duty work gloves	4 wheel barrows with foam or solid tires
Box of assorted sizes work boots	4 straight edge grain shovels
2 cases polypropylene coveralls	2 jagged-edge roofing shovels
1 generator 3500-5000 watts	2 flat edge shovels
1 air compressor 40-50 cfm	3 heavy-duty garden rakes
1 fire extinguisher	2 five-tine pitchforks
1 grease gun	1 Maddox
Tire plug kit	2 axes
2-3 20" chain saws	1 8# splitting maul
1 14' power pole saw	3 assorted plastic wedges
Fuel cans	1 steel wedge
Oil mix	1 heavy-duty digging bar
2 extra chains	3 assorted wrecking bars
Chain sharpener	1 large & 1 small bolt cutters
1 pkg. Grinding stones	2 or 3 screen sifting boxes
2 pair protective chain saw gear:	1 hand truck with large foam or solid wheels
Chaps	2 heavy duty push brooms
Helmet	4 garden rakes
Ear protection	1 Pulaski axe
Gloves	1 heavy sledgehammer
8-10 pairs of goggles	1 farm jack
5 pkgs. (20) ear plugs	1 rechargeable reciprocating saw/ spare blades
8-10 hard hats (adjustable head bands)	1 general toolbox with assorted tools
1 chop saw with:	Garden hose(s), nozzles, sprinklers on stands
12 metal blades	Brush chipper (optional)
6 masonry blades	Supply of appropriate tracts, scripture portions
1 pair heavy leather chaps	Supply of bibles
1 leather jacket for chop saw operator	
2 pair heavy-duty loppers	
1 come-along, 2-ton capacity	

Vehicle to pull utility trailer
Trailer(s) to move heavy equipment
Vehicle to pull trailer with tractor
Water buffalo (if no water source available on-site)
Towable restroom & hand wash station

Tool Sign-Out Form

Used by tool monitor at beginning and end of each work day.
Give to unit leader after tools checked in.

Tool Monitor: _____ (Please Print)

Date: _____ Job # _____

Volunteer:	Tools Assigned	OUT	IN

Please keep track of tools and return them at the end of the workday.
THANKS!

Assessor		Job Number	
Phone #		Job Priority	1 <input type="checkbox"/> 2 <input type="checkbox"/> 3 <input type="checkbox"/>
Work Needed: (Enter Completion Date) <input type="checkbox"/> Chainsaw		<input type="checkbox"/> Flood	<input type="checkbox"/> Roof <input type="checkbox"/> Fire

Office Use Only

Southern Baptist Disaster Relief Property Owner Request for Assistance

THIS IS NOT A CONTRACT



Date _____

Property Owner _____ Occupant (If Different) _____

Address

House # _____ Street _____

City _____ County or Parrish _____ State _____ Zip _____

Latitude _____ Longitude _____

Phone 1 _____ Phone 2 _____ Phone 3 _____

Special Needs

Wheelchair Hearing Impaired Visually Impaired Mentally Impaired Other (Explain)

Does property have... Homeowner's Insurance? Flood Insurance?

Is this your primary residence? Yes No

Can work be done without the property owner present? Yes No _____ Initial

Permission granted for team to take photos of property and persons Yes No _____ Initial

Electricity is... On Off

Water is ... On Off

Gas is ... On Off

Provide a brief description of the work that needs to be done:

I (Print Name) _____ hereby release from liability and agree to hold harmless the Southern Baptist Convention Disaster Relief volunteers, their representatives, agents and or employees for any damage or injury that may occur on my property, including personal property or to my person, which may occur during the cleanup operation. I further understand and agree that there is no warranty, implied, written or oral, for any work performed on my property by said volunteers. I **understand that the Southern Baptist Disaster Relief is a volunteer organization that has limited volunteers, limited financial and material resources, and makes no guarantee that said service will be provided.** Additionally, I further understand **THAT THIS IS NOT A CONTRACT TO PROVIDE SERVICES!**

Property Owner's Signature _____

Dated: this _____ day of _____ 20__

Attach appropriate assessment forms to this document

Work Completed (Date)		Unit Director	
Assessor		Phone #	Job #:

Southern Baptist Disaster Relief Fire Recovery Assessment Form



Type of building(s): Home Guest House Mobile Home Outbuilding
 Foundation: Slab Stem Wall Basement
 Construction: Vinyl Siding Wood Metal Stucco/Brick

Square Footage of building(s): _____

Square footage of lot: _____

Driveway: Dirt/Gravel Paved Level Steep Uphill Downhill

Concerns:

Chemicals Stray animals
 Poison Ivy/Oak Poisonous snakes

Has there been a hazardous waste inspection? Yes No

<input type="checkbox"/> Tractor/Skid Steer with Bucket and Grabbers	<input type="checkbox"/> Wood Chipper
<input type="checkbox"/> Excavator/Back Hoe	<input type="checkbox"/> Dumpster/Debris Container
<input type="checkbox"/> Cutting Torch/PPE	<input type="checkbox"/> Heavy Duty Chains
<input type="checkbox"/> Powered Metal Saw/PPE	<input type="checkbox"/> Water Buffalo
<input type="checkbox"/> Chainsaw/PPE	<input type="checkbox"/>

Are there areas to be sifted? Yes No

If yes, are they noted on the **House Located on Lot Supplement**? Yes No

What should be done with items of value located? _____

Attach this document to the **Property Owner Request for Assistance** form

Southern Baptist Disaster Relief



House Located On Property

In the space above or an additional page sketch an outline of the property, indicating the dimensions:

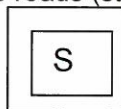
Indicate slope of land by arrows (the longer the arrow, the steeper the slope):



Locate and outline the house, garage and other buildings on property, giving dimensions:

Draw and label (by name _____ 8') if possible) frontage roads (streets) adjoining property and driveway(s).

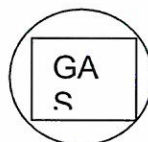
Locate and identify septic tank and drain lines:



Locate and identify water source, well, cistern and water lines



Locate propane tank and line or natural gas line



Locate and identify areas to be sifted.



Identify significant trees to be saved and those to be cut down.



Suggest location for saved salvage, debris bins, hazardous waste, cut logs, brush debris.

Indicate **North** direction of property on drawing with arrow and letter.



Sorry We Missed You

SOUTHERN BAPTIST DISASTER RELIEF


SORRY WE MISSED YOU

WE CAME BY TO HELP WITH YOUR REQUEST FOR ASSISTANCE. SORRY WE MISSED YOU. PLEASE CONTACT US AT THE LOCATION BELOW OR CALL:

LOCATION:

Date: _____ Time: _____ Job #: _____

Assessor



SOUTHERN BAPTIST DISASTER RELIEF

SORRY WE MISSED YOU

WE CAME BY TO HELP WITH YOUR REQUEST FOR ASSISTANCE. SORRY WE MISSED YOU. PLEASE CONTACT US AT THE LOCATION BELOW OR CALL:

LOCATION:

Date: _____ Time: _____ Job #: _____

Assessor



Notes